

### Features

- Cavity Duplexer for LTE Band 8.
- Very compact size and low weight. (86 x 123 x 65 mm)
- 1.0 dB typical Insertion loss @ room temp.
- 68 dB typical DL to UL Isolation.



### Electrical Specifications

#### Duplexer DL Path (DL → ANT)

PARAMETER	SPECIFICATION	COMMENT
Frequency Range	925 MHz ~ 960 MHz	BW = 35 MHz
Insertion Loss	1.5 dB Max.	Over whole temp. range
Pass Band Ripple	1.0 dB Max.	
Return Loss	18.0 dB Min.	
Isolation	60.0 dB Min.	@ 880 MHz ~ 915 MHz
Max Power	100 Watts	CW
Impedance	50 Ω	

#### Duplexer UL Path (ANT → UL)

PARAMETER	SPECIFICATION	COMMENT
Frequency Range	880 MHz ~ 915 MHz	BW = 35 MHz
Insertion Loss	1.5 dB Max.	Over whole temp. range
Pass Band Ripple	1.0 dB Max.	
Return Loss	18.0 dB Min.	
Isolation	60.0 dB Min.	@ 925 MHz ~ 960 MHz
Impedance	50 Ω	

### Environmental

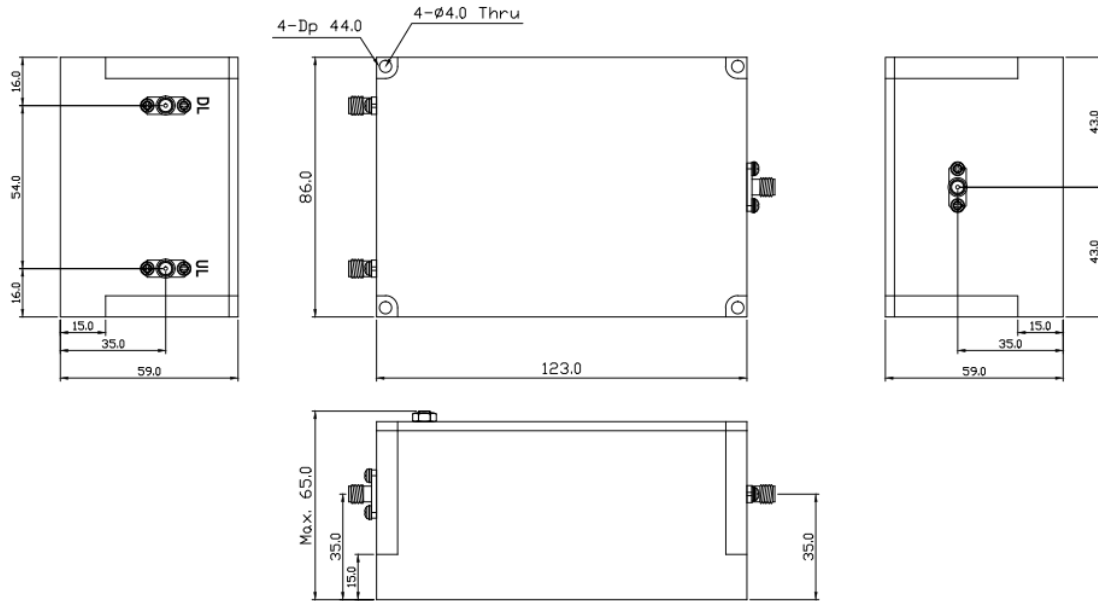
Operating temperature range      -20 to +70 °C

### Mechanical

Dimensions<sup>1)</sup>                              86 x 123 x 65 mm

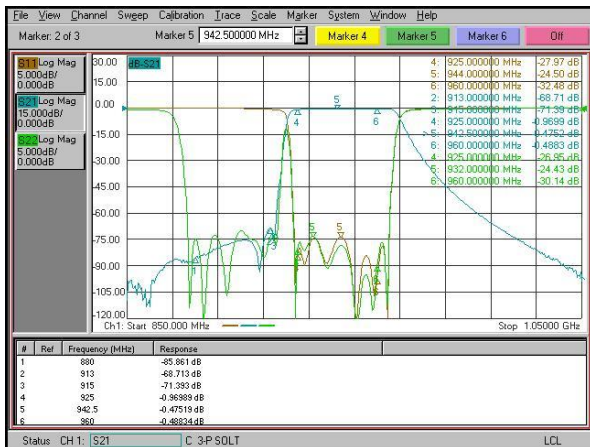
1) Excluding connectors, and mounting bracket extension

# Outline Drawing

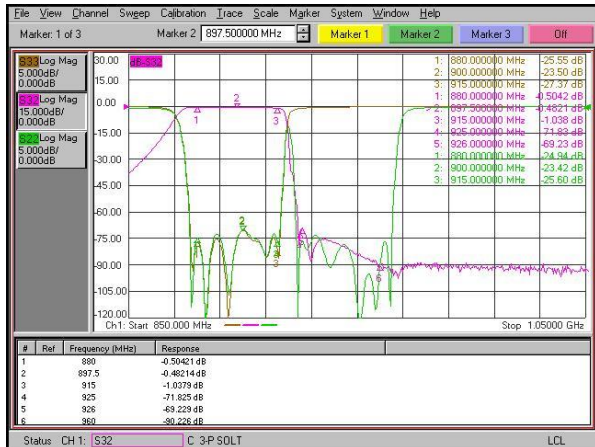


Units : mm, Tolerance : +/- 0.2 mm

# Typical Response



Duplexer DL path Transmission



Duplexer UL path Transmission